



SMARTER SOLUTIONS DELIVERED



PRODUCT GUIDE

Welcome to TERRATANK®

We believe all liquids should be measured, monitored and managed smartly.

With a lifetime of industry experience, we supply smarter liquid management solutions for those seeking the highest standards, who trade on trust and want the latest in product innovation.



Our equipment is faster to deliver, quicker to connect and easier to clean.

SMARTER SOLUTIONS DELIVERED.

TOP - TIER COMMUNICATION

VERSATILE PRODUCT RANGE

RELIABLE LOGISTICS

SIMPLE PRICING STRUCTURE

COMMITMENT TO QUALITY

EASY OFF - HIRE PROCESS



FAST

We deliver fast by Roll-On-Off or pre-slung for crane lift.



COMPACT

Optimised footprint for minimal site space.



VERSATILE

Multiple connections and applications.

N.B. Variations may exist. These datasheets are subject to change without prior notice and may be superseded at any time. Dimensions given are general tank body measurements and must be checked before use for transportation purposes or tank volume calculations.

CONTACT US: 01264 243 116

CONTENTS

TTP10 & TTPW10 VERTICAL TANK 02 - 03

TT10 OPEN TOP SLOPED FLOOR TANK 04 - 05

TT20 ENCLOSED & OPEN TOP 06 - 07

TT30 ENCLOSED & OPEN TOP 08 - 09

TT40 ENCLOSED & OPEN TOP 10 - 11

TT40 MIXER TANK 12 - 13

TT70 ENCLOSED & OPEN TOP 14 - 15

TT70 WITH HEATER COIL 16 - 17

TT70 MIXER TANK 18 - 19

TANK EQUIPMENT AND ACCESSORIES 21 - 24

GALLERY 25

enquiries@terratank.co.uk

TTP10

VERTICAL TANK



TTPW10

VERTICAL TANK



MEASUREMENTS & WEIGHT

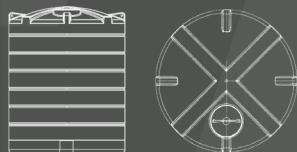
Volume	10,000 Litre 10m ³ 2,200 Gallons (UK)
Height	2,500mm
Diameter	2,400mm
Weight	3500kg (approx.) empty
Skid Frame	2500mm x 2800mm



MOBILISATION

Hiab or forklift offload

Mounted onto skid frame



MEASUREMENTS & WEIGHT

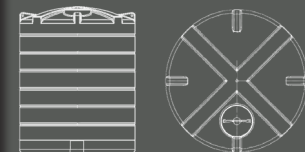
Volume	10,000 Litre 10m ³ 2,200 Gallons (UK)
Height	2,500mm
Diameter	2,400mm
Weight	3500kg (approx.) empty
Skid Frame	2500mm x 2800mm



MOBILISATION

Hiab or forklift offload

Mounted onto skid frame



T10

OPEN TOP SLOPED FLOOR TANK



MEASUREMENTS & WEIGHT

Volume	10,000 Litre 10m ³ 2,200 Gallons (UK)
Height	1,500mm
Width	2,600mm
Length	3,700mm
Weight	2500kg (approx.) empty



MOBILISATION

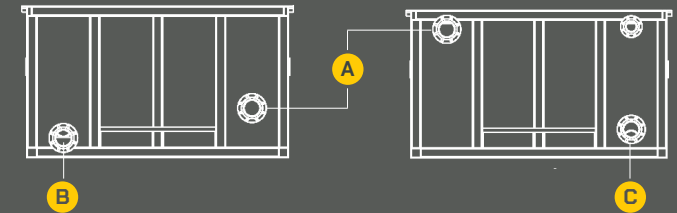
Hiab or forklift offload

Liftable by crane using low level lifting points

APPLICATIONS

HP jetting	Chemical decom	Shutdowns & turnarounds
Pipeline testing	Industrial services	Centrate storage

TECHNICAL



	Front	Rear
Connections	<p>A Fill Pipe up to 6 inch (150mm) valve & coupling tailored to requirement</p> <p>B Discharge up to 6 inch (150mm) valve & coupling tailored to requirement</p> <p>C Discharge up to 6 inch (150mm) valve & coupling tailored to requirement</p>	<p>Fill Pipe up to 6 inch (150mm) valve & coupling tailored to requirement</p> <p>Discharge up to 6 inch (150mm) valve & coupling tailored to requirement</p>
Contents Gauging	Sight tube/Calibrated float gauge/Radar (Telemetric)	
Draining	Internal sloped floor for efficient draining and cleaning	
Access Platform	Integral access platform c/w built in step to enable visibility of tank contents	
Internal Coating	Chemical resistant epoxy lining (customer to supply MSDS for tank contents compatibility checking)	


TT20

ENCLOSED & OPEN TOP



MEASUREMENTS & WEIGHT

Volume	20,000 Litre 20m ³ 4,400 Gallons (UK)
Height	3,400mm
Width	2,800mm
Length	5,600mm including rigged platform
Weight	3500kg (approx.) empty



MOBILISATION

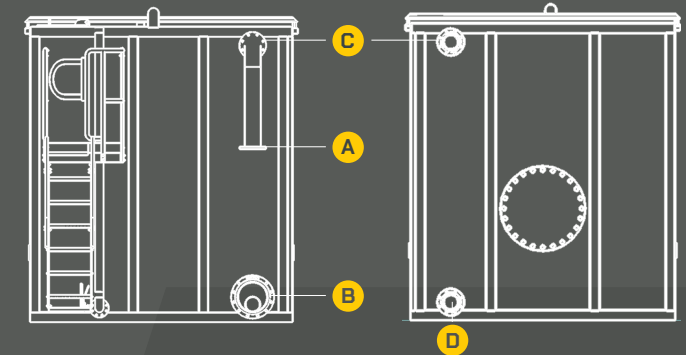
Hiab or forklift offload

Liftable by crane using low level lifting points

APPLICATIONS

HP jetting	Chemical decom	Shutdowns & turnarounds
Pipeline testing	Industrial services	Environmental incidents


TECHNICAL



	Front	Rear
Connections	<p>A Fill Pipe up to 6 inch (150mm) + valve + coupling</p> <p>B Discharge up to 12 inch (300mm) + valve + couplings</p> <p>C High level 6 inch (150mm) additional connections Valve + Coupling connection tailored to requirement</p>	<p>Fill Pipe up to 6 inch (150mm) + valve + coupling</p> <p>D Discharge up to 6 inch (150mm) + valve + couplings</p> <p>High level 6 inch (150mm) additional connections Valve + Coupling connection tailored to requirement</p>
Contents Gauging	Sight tube/Calibrated float gauge/Radar (Telemetric)	
Manway Access	Low level 'easy step-through' hinged manlid	
Top Access Platform	Integral access platform c/w steps, handrails, safety swing gate	
Internal Coating	Chemical resistant epoxy lining (customer to supply MSDS for tank contents compatibility checking)	

TT30

**ENCLOSED
& OPEN TOP**



MEASUREMENTS & WEIGHT

Volume	30,000 Litre 30m ³ 6,600 Gallons (UK)
Height	2,600mm
Width	2,600mm
Length	7,900mm including rigged platform
Weight	5300kg (approx.) empty



MOBILISATION

Hiab or forklift offload

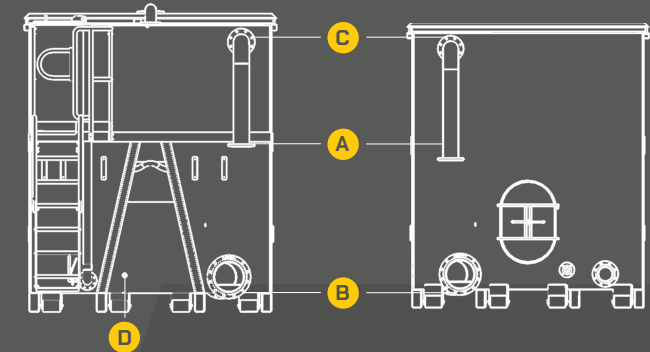
Liftable by crane using low level lifting points

Self-offload by Roll-On-Off

APPLICATIONS

HP jetting	Chemical decom	Shutdowns & turnarounds
Pipeline testing	Industrial services	Environmental incidents

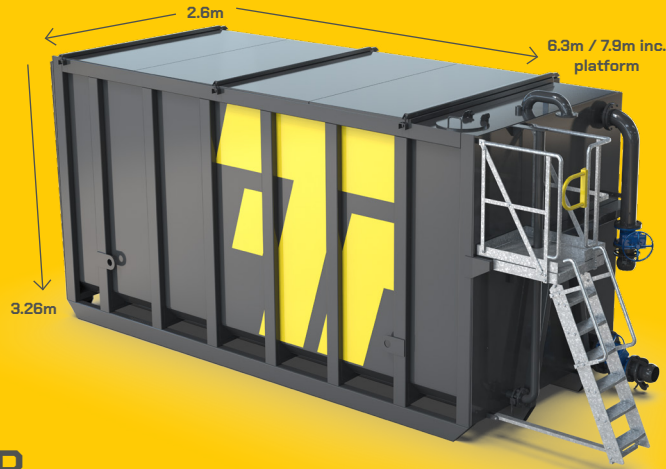
TECHNICAL



	Front	Rear
Connections	<p>A Fill Pipe up to 6 inch (150mm) + valve + coupling</p> <p>B Discharge up to 12 inch (300mm) + valve + couplings</p> <p>C High level 6 inch (150mm) additional connections Valve + Coupling connection tailored to requirement</p> <p>D Sampling take off point 1 inch (25mm)</p>	<p>Fill Pipe up to 6 inch (150mm) + valve + coupling</p> <p>Discharge up to 12 inch (150mm) + valve + couplings</p> <p>High level 6 inch (150mm) additional connections Valve + Coupling connection tailored to requirement</p> <p>Sampling take off point 1 inch (25mm)</p>
Contents Gauging	Sight tube/Calibrated float gauge/Radar (Telemetric)	
Manway Access	Low level 'easy step-through' hinged manlid	
Top Access Platform	Integral access platform c/w steps, handrails, safety swing gate	
Internal Coating	Chemical resistant epoxy lining (customer to supply MSDS for tank contents compatibility checking)	


TT40

**ENCLOSED
& OPEN TOP**



MEASUREMENTS & WEIGHT

Volume	40,000 Litre 40m ³ 8,800 Gallons (UK)
Height	3,260mm
Width	2,600mm
Length	7,900mm including rigged platform
Weight	6300kg (approx.) empty



MOBILISATION

Hiab or forklift offload

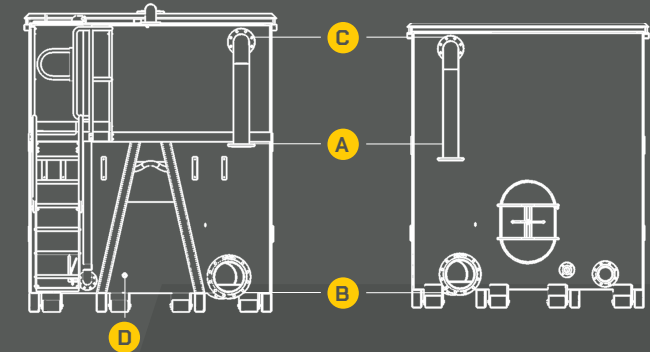
Liftable by crane using low level lifting points

Self-offload by Roll-On-Off

APPLICATIONS

HP jetting	Chemical decom	Shutdowns & turnarounds
Pipeline testing	Industrial services	Environmental incidents


TECHNICAL



	Front	Rear
Connections	<p>A Fill Pipe up to 6 inch (150mm) + valve + coupling</p> <p>B Discharge up to 12 inch (300mm) + valve + couplings</p> <p>C High level 6 inch (150mm) additional connections Valve + Coupling connection tailored to requirement</p> <p>D Sampling take off point 1 inch (25mm)</p>	<p>Fill Pipe up to 6 inch (150mm) + valve + coupling</p> <p>Discharge up to 6 inch (150mm) + valve + couplings</p> <p>High level 6 inch (150mm) additional connections Valve + Coupling connection tailored to requirement</p> <p>Sampling take off point 1 inch (25mm)</p>
Contents Gauging	Sight tube/Calibrated float gauge/Radar (Telemetric)	
Manway Access	Low level 'easy step-through' hinged manlid	
Top Access Platform	Integral access platform c/w steps, handrails, safety swing gate	
Internal Coating	Chemical resistant epoxy lining (customer to supply MSDS for tank contents compatibility checking)	

TT40

MIXER TANK



MEASUREMENTS & WEIGHT

Volume	40,000 Litre 40m ³ 8,800 Gallons (UK)
Height	3,260mm
Width	2,600mm
Length	7,900mm including rigged platform
Weight	6300kg (approx.) empty



MOBILISATION

Hiab or forklift offload

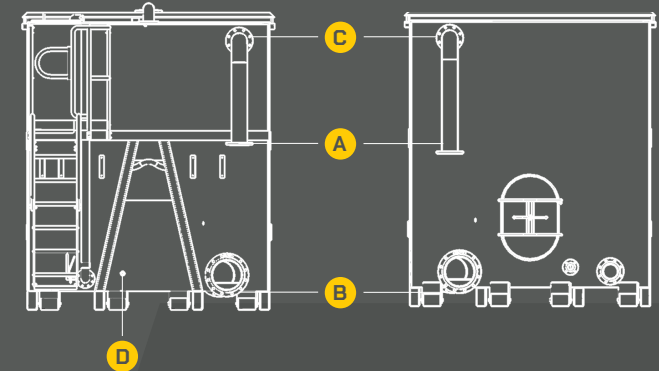
Liftable by crane using low level lifting points

Self-offload by Roll-On-Off

APPLICATIONS

Manufacturing	Chemical decom	Contract de-watering
Effluent processing	Industrial services	Waste water treatment

TECHNICAL



	Front	Rear
Connections	<p>A Fill Pipe up to 6 inch (150mm) + valve + coupling</p> <p>B Discharge up to 12 inch (300mm) + valve + couplings</p> <p>C High level 6 inch (150mm) additional connections Valve + Coupling connection tailored to requirement</p> <p>D Sampling take off point 1 inch (25mm) Top jetting ports 6 inch (150mm)</p>	<p>Fill Pipe up to 6 inch (150mm) + valve + coupling</p> <p>Discharge up to 6 inch (150mm) + valve + couplings</p> <p>High level 6 inch (150mm) additional connections Valve + Coupling connection tailored to requirement</p> <p>Sampling take off point 1 inch (25mm) Top jetting ports 6 inch (150mm)</p>
Mixers	2nr 4kw 1440 rpm mixers	
Required Power Supply	5 pin plug, 3 phase 32 Amp	
Contents Gauging	Sight tube/Calibrated float gauge/Radar (Telemetric)	
Vent	Vented (on closed roof versions)	
Manway Access	Low level 'easy step-through' hinged manlid	
Top Access Platform	Integral access platform c/w steps, handrails, safety swing gate	
Internal Coating	Chemical resistant epoxy lining (customer to supply MSDS for tank contents compatibility checking)	

TT70



**ENCLOSED
& OPEN TOP**

MEASUREMENTS & WEIGHT

Volume	70,000 Litre 70m ³ 15,400 Gallons (UK)
Height	3,260mm
Width	2,600mm
Length	12,800mm including rigged platform
Weight	10,000kg (approx.) empty



MOBILISATION

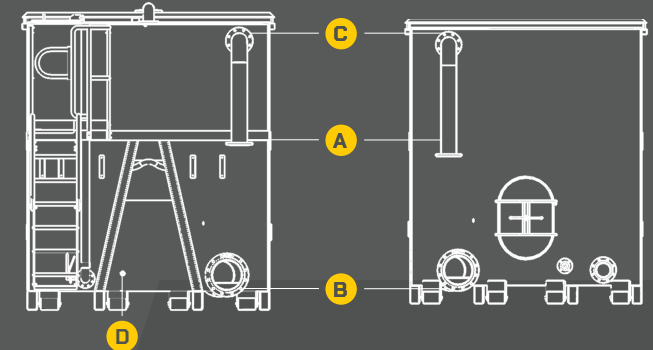
Liftable by crane using low level lifting points

Self-offload by Roll-On-Off

APPLICATIONS

HP jetting	Chemical decom	Shutdowns & turnarounds
Pipeline testing	Industrial services	Environmental incidents

TECHNICAL



	Front	Rear
Connections	<p>A Fill Pipe up to 6 inch (150mm) + valve + coupling</p> <p>B Discharge up to 12 inch (300mm) + valve + couplings</p> <p>C High level 6 inch (150mm) additional connections Valve + Coupling connection tailored to requirement</p> <p>D Sampling take off point 1 inch (25mm)</p>	<p>Fill Pipe up to 6 inch (150mm) + valve + coupling</p> <p>Discharge up to 6 inch (150mm) + valve + couplings</p> <p>High level 6 inch (150mm) additional connections Valve + Coupling connection tailored to requirement</p> <p>Sampling take off point 1 inch (25mm)</p>
Contents Gauging	Sight tube/Calibrated float gauge/Radar (Telemetric)	
Vent	Vented (on closed roof versions)	
Manway Access	Low level 'easy step-through' hinged manlid	
Top Access Platform	Integral access platform c/w steps, handrails, safety swing gate	
Internal Coating	Chemical resistant epoxy lining (customer to supply MSDS for tank contents compatibility checking)	

TT70

**WITH
HEATER COIL**



MEASUREMENTS & WEIGHT

Volume	70,000 Litre 70m ³ 15,400 Gallons (UK)
Height	3,260mm
Width	2,600mm
Length	12,800mm including rigged platform
Weight	10,000kg (approx.) empty



MOBILISATION

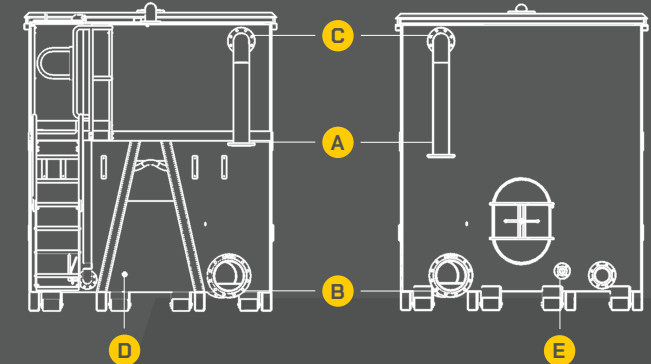
Liftable by crane using low level lifting points

Self-offload by Roll-On-Off

APPLICATIONS

Chemical decom	Shutdowns & turnarounds
Industrial services	Tank cleaning


TECHNICAL



	Front	Rear
Connections	<p>A Fill Pipe up to 6 inch (150mm) + valve + coupling</p> <p>B Discharge up to 12 inch (300mm) + valve + couplings</p> <p>C High level 6 inch (150mm) additional connections Valve + Coupling connection tailored to requirement</p> <p>D Sampling take off point 1 inch (25mm) Top jetting ports 6 inch (150mm)</p>	<p>Fill Pipe up to 6 inch (150mm) + valve + coupling</p> <p>Discharge up to 6 inch (150mm) + valve + couplings</p> <p>High level 6 inch (150mm) additional connections Valve + Coupling connection tailored to requirement</p> <p>Sampling take off point 1 inch (25mm) Top jetting ports 6 inch (150mm)</p>
Heating	E 2 inch Steam tubes (Manifold pattern) 11.6m ² surface area	
Contents Gauging	Sight tube/Calibrated float gauge/Radar (Telemetric)	
Vent	Vented (on closed roof versions)	
Manway Access	Low level 'easy step-through' hinged manlid	
Top Access Platform	Integral access platform c/w steps, handrails, safety swing gate	
Internal Coating	Chemical resistant epoxy lining (customer to supply MSDS for tank contents compatibility checking)	

TT70

**MIXER
TANK**



MEASUREMENTS & WEIGHT

Volume	70,000 Litre 70m ³ 15,400 Gallons (UK)
Height	3,260mm
Width	2,600mm
Length	12,800mm including rigged platform
Weight	10,000kg (approx.) empty



MOBILISATION

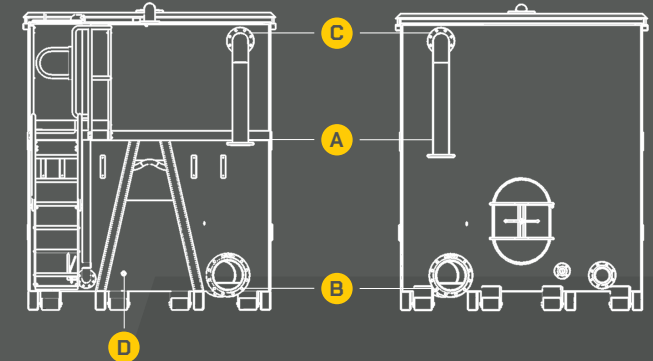
Liftable by crane using low level lifting points

Self-offload by Roll-On-Off

APPLICATIONS

Manufacturing	Chemical decom	Contract de-watering
Effluent processing	Industrial services	Waste water treatment

TECHNICAL



	Front	Rear
Connections	<p>A Fill Pipe up to 6 inch (150mm) + valve + coupling</p> <p>B Discharge up to 12 inch (300mm) + valve + couplings</p> <p>C High level 6 inch (150mm) additional connections Valve + Coupling connection tailored to requirement</p> <p>D Sampling take off point 1 inch (25mm) Top jetting ports 6 inch (150mm)</p>	<p>Fill Pipe up to 6 inch (150mm) + valve + coupling</p> <p>Discharge up to 6 inch (150mm) + valve + couplings</p> <p>High level 6 inch (150mm) additional connections Valve + Coupling connection tailored to requirement</p> <p>Sampling take off point 1 inch (25mm) Top jetting ports 6 inch (150mm)</p>
Mixers	3nr 4kw 1440 rpm mixers	
Required Power Supply	5 pin plug, 3 phase 32 Amp	
Contents Gauging	Sight tube/Calibrated float gauge/Radar (Telemetric)	
Vent	Vented (on closed roof versions)	
Manway Access	Low level 'easy step-through' hinged manlid	
Top Access Platform	Integral access platform c/w steps, handrails, safety swing gate	
Internal Coating	Chemical resistant epoxy lining (customer to supply MSDS for tank contents compatibility checking)	

CONTAINMENT BERM

ASSOCIATED EQUIPMENT



MEASUREMENTS & WEIGHT

Height	300mm
Width	3000mm
Length	13,500mm or 3000mm
Ground Support	2400m x 1200mm 10mm Polyethylene mats

SPECIFICATION

Material	Heavy Duty PVC coated fabric Highly chemical resistant and withstands long-term UV exposure
Hydrostatic Resistance	Withstands a broad range of chemicals including petroleum, oils, grease, and most acids
Temperature Range	-50 ° F - 160 ° F



FEATURES

- Quick to deploy
- Easy to set up
- Single piece construction

GROUND MATS

ASSOCIATED EQUIPMENT



MEASUREMENTS & WEIGHT

Thickness	100mm
Width	3000mm
Length	1000mm



FEATURES

- Quick to deploy
- Easy to set up

VALVES

ASSOCIATED EQUIPMENT


TYPES

Float shut off valves	Ball valve
Butterfly valves	Knife gate valves
and many more ...	



CONNECTED FITTINGS

ASSOCIATED EQUIPMENT



FACILITATES

Fire hydrant instantaneous couplings
PN16 and ANSI150 flanges
Bauer connections
MDPE
BSP thread
and many more ...



HOSES & RAMPS


ASSOCIATED EQUIPMENT



TYPES	Sizes Available	Connections Available
Suction/Discharge Hose (Wire Armoured)	4" x 6m c/w	Flange & Bauer connections
	6" x 3m c/w	Flange & Bauer connections
Rigid Poly Pipe	6" x 6m c/w	Flange & Bauer connections
	4" x 6m c/w	Flange & Bauer connections
Layflat Discharge Hose	3" x 25m – 100m c/w	Bauer connections
	4" x 25m – 100m c/w	Bauer connections

Hose ramps are intended to allow liquid to safely flow, where there is a need to safeguard hoses and maintain access through pedestrian or vehicle traffic areas.

Sizes Available	Measurements & Weight		Connections Available
300mm (12")	Length	5.2m	Valved with flange or bauer connections
	Width	2.1m	
	Weight	2250kg	
150mm (6")	Length	4.3m	Valved with flange or bauer connections
	Width	1.1m	
	Weight	1500kg	



PT63

WELFARE PUMP



Plug & play, portable and powerful temporary pump tank accommodating wastewater directly to a mains sewer or larger storage tanks, minimizing or eliminating waste tanker visits on sites.

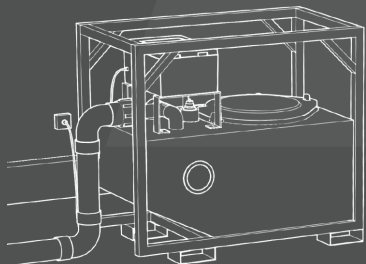
MEASUREMENTS & WEIGHT

Height	900mm
Width	600mm
Length	1,100mm
Weight	120kg

MOBILISATION


Fork/strap lifting pockets

TECHNICAL



SPECIFICATION

Max Pumping Distance	1,000m
Max. Pumping Height	20m
Pumping Main Required (OD)	63mm
Pump Type	Macerator
Automatic Flush Valve	Yes
Power Supply	230V
Power Rating	1.5kW
Rated Current	16A
Thermal Pump Protection	Yes
Power Connection	16A Commando Plug





www.terratank.co.uk

01264 243 116

enquiries@terratank.co.uk

Treloar Ltd.
51 Central Way,
Walworth Business Park,
Andover,
SP10 5AN

